

A : Balata Çapı - Diameter Inside
 B : Balata Boyu - Brake Surface
 H : Komple Boy - Total Height
 C : Göbek Çapı - Hub Diameter
 I : Delik Merkezi - Distance Between Holes
 N : Delik Sayısı - Hole Quantity
 Q : Delik Çapı - Hole Diameter

YVC-1001

MERCEDES

ORJ. NO 3464230501 / 3464230101

MODEL 2622/60 /-6003031/ L/ ACTROS 1831 - 1835 AK / KS / LS / L / UNIMOG U52



POSITION	A	B	H	C	I	N	Ø
R	410	192	280	298	335	10 / 5 / 3	23 / 24 / M12x1,5

YVC-1002

MERCEDES

ORJ. NO 3464230001 / 3464230601

MODEL 2626MK2531;NG1017- 2628 / MK1227/ 1625AF/ 16281227LAF, MK2422 / 2426 / 2527 /



POSITION	A	B	H	C	I	N	Ø
R	410	174	270	298	335	10 / 5 / 3	23 / 24 / M12x1,5

YVC-1003

MERCEDES

ORJ. NO 3604230101

MODEL O302NG1417AOTOBÜS/AK/AKO; 1419 AS; 1424S/LS; 1613KO



POSITION	A	B	H	C	I	N	Ø
R	418	172	258	295	335	10 / 2	23 / M12x1,75

YVC-1004

MERCEDES

ORJ. NO 3544210001 / 3544210101 / 3544210301 / 3544210401

MODEL O302 OTOBÜS



POSITION	A	B	H	C	I	N	Ø
F	418	154	242	295	335	10 / 2	23 / M12x1,75

YVC-1005

MERCEDES

ORJ. NO 3014230801 / 3014230901 / 3074230101 / 3014230001 / 3014231201

MODEL O303 (V6 V8) OTOBÜS / O309 O305 OTOBÜS



POSITION	A	B	H	C	I	N	Ø
R	410	235	306	298	335	10 / 4	23 / M12x1,75

YVC-1006

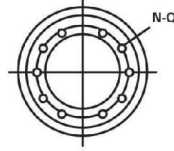
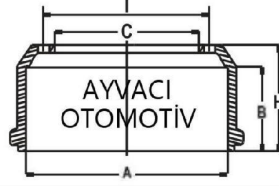
MERCEDES

ORJ. NO 3054210001 / 3834230201

MODEL O303LK-LN2- O302S1217 KO(V6)MK1222AF/FOTOBÜS 1224/1422/1424



POSITION	A	B	C	Ø



- A : Balata Çapı - Diameter Inside
- B : Balata Boyu - Brake Surface
- H : Komple Boy - Total Height
- C : Çanak Çapı - Hub Diameter
- I : Delik Merkezi - Distance Between Holes
- N : Delik Sayısı - Hole Quantity
- Q : Delik Çapı - Hole Diameter

YVC-1007 MERCEDES

ORJ. NO 3014230301 / 3864210001 / 3814230201 / 3644210001

MODEL 25172644S- 26220303İLAVE/ SK2435DİNGİL/ 2538/
NG2235/ L / 2235L / 2635



POSITION	A	B	H	C	I	N	Ø
R	410	175	238	298	335	10 / 3	23 / M12x1,5

YVC-1008 MERCEDES

ORJ. NO 3054210401 / 3054210101

MODEL 2517 - 2622 KAMYON / MK1222-1227A/LA/
AF/LAFMK2527/L UNIMOG U52/60/600/L/
O303/305/307/404/405/407/408



POSITION	A	B	H	C	I	N	Ø
F	410	167	213	298	335	10 / 3 / 2	23 / M12x1,5 / 27/13,5 F

YVC-1009 MERCEDES

ORJ. NO 3854250301

MODEL 2517 KAMYON (ÖZEL)



POSITION	A	B	H	C	I	N	Ø
R	410	238	280	298	335	10 / 4	23 / M12x1,5

YVC-1010 MERCEDES

ORJ. NO 6174230101

MODEL 2521NG1219/S,KAMYON1222A/AF/F/S 1225AF



POSITION	A	B	C	Ø

YVC-1011 MERCEDES

ORJ. NO -

MODEL 2521 - 2524



POSITION	A	B	C	Ø

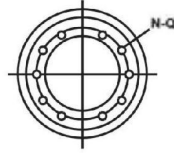
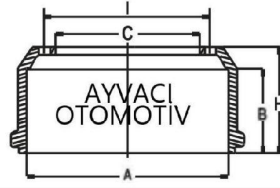
YVC-1012 MERCEDES

ORJ. NO 6174230201

MODEL 2521 - 2524 KAMYON (İLAVE DİNGİL) - 2517



POSITION	A	B	H	C	I	N	Ø
	410	190	238	298	335	10 / 3	23 / M12x1,5



A : Balata Çapı - Diameter Inside
 B : Balata Boyu - Brake Surface
 H : Komple Boy - Total Height
 C : Göbek Çapı - Hub Diameter
 I : Delik Merkezi - Distance Between Holes
 N : Delik Sayısı - Hole Quantity
 Q : Delik Çapı - Hole Diameter

YVC-1013

MERCEDES

ORJ. NO 3014210901 / 3014210301 / 3014211301

MODEL O303O340 OTOBÜSTOURİSMO(100 Km/h)



POSITION	A	B	H	C	I	N	Ø
F	410	170	238	298	335	10 / 3	23 / M12

YVC-1014

MERCEDES

ORJ. NO 6244210201

MODEL O303 OTOBÜS - V8



POSITION	A	B	H	C	I	N	Ø
F	410	190	237	298	335	10 / 3	23 / M12

YVC-1015

MERCEDES

ORJ. NO -

MODEL 2517 Mercedes Özel



POSITION	A	B	H	C	I	N	Ø
R	410	238	280	280	335	10 / 4	23 / M12x1,75

YVC-1016

MERCEDES

ORJ. NO 3713347204

MODEL MB 800 HAVALI TİP



POSITION	A	B	H	C	I	N	Ø
F-R	325	115	182	160	205	6/3/3	19 / M10x1,5 / 27/10,5 F

YVC-1017

MERCEDES

ORJ. NO 3713347004

MODEL MB 800



POSITION	A	B	H	C	I	N	Ø
F-R	325	125,5	200	160	205	6/3/3	19 / M10 / 27/10,5

YVC-1018

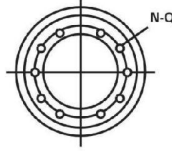
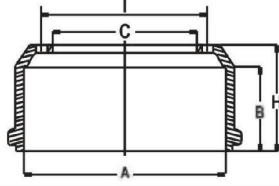
MERCEDES

ORJ. NO -

MODEL 2521 KAMYON ÖZEL



POSITION	A	B	C	Ø



- A : Balata Çapı - Diameter Inside
 B : Balata Boyu - Brake Surface
 H : Komple Boy - Total Height
 C : Göbek Çapı - Hub Diameter
 I : Delik Merkezi - Distance Between Holes
 N : Delik Sayısı - Hole Quantity
 Q : Delik Çapı - Hole Diameter

YVC-1019 MERCEDES

ORJ. NO -

MODEL 1517 ATEGO İLAVE DİNGİL



POSITION	A	B	H	C	I	N	Ø
F-R	330	219	267	220	275	8/4	22 / 30/12 F

YVC-1020 MERCEDES

ORJ. NO 3854230301 / 3854230101

MODEL 2517 - 2617 LS / MK1222 / AF / F / S / LS 1224AF / 2527L



POSITION	A	B	H	C	I	N	Ø
R	410	172	248	298	335	10 / 3	23 / M12x1,5

YVC-1021 MERCEDES

ORJ. NO 3814230101

MODEL 1419 - 1624 - 1632 KAMYON



POSITION	A	B	H	C	I	N	Ø
R	410	152	270	298	335	10 / 5 / 3	23 / 24 / M12x1,5

YVC-1022 MERCEDES

ORJ. NO 3814230001

MODEL 1419 - 1624 - 2632 KAMYON



POSITION	A	B	C	Ø

YVC-1023 MERCEDES

ORJ. NO 3854230801

MODEL 1614 - 1918 - 2023 KAMYON



POSITION	A	B	C	Ø

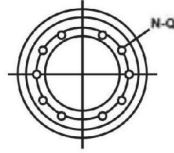
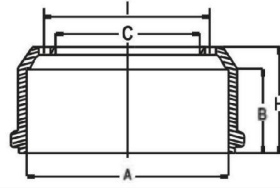
YVC-1024 MERCEDES

ORJ. NO 3874210001 / 3464210301 / 3874210101

MODEL 2624 - 2626 - 2628 KAMYON



POSITION	A	B	H	C	I	N	Ø
F-R	410	172	250	298	335	10 / 5 / 3	23 / 24 / M12x1,5



A : Balata Çapı - Diameter Inside
 B : Balata Boyu - Brake Surface
 H : Komple Boy - Total Height
 C : Göbek Çapı - Hub Diameter
 I : Delik Merkezi - Distance Between Holes
 N : Delik Sayısı - Hole Quantity
 Q : Delik Çapı - Hole Diameter

YVC-1025 MERCEDES

ORJ. NO 3054230201

MODEL 2521 MERCEDES CERLI / 0305 TRIPLEX - 0307



POSITION	A	B	H	C	I	N	Ø
R	410	231	300	298	335	10 / 5 / 3	23 / 24 / M12x1

YVC-1026 MERCEDES

ORJ. NO 3054230701 / 3054230401 / 3054230301

MODEL O345 MERCEDES / AXOR-ATEGOACTROS
 1831-1835-1840-1848AK/K/S/LS1823/L 1828A/AK/K/LS/
 O305/307/407/408/ 405



POSITION	A	B	H	C	I	N	Ø
R	410	240	305	298	335	10 / 5 / 3	23 / 24 / M12x1,5

YVC-1027 MERCEDES

ORJ. NO 3024230001

MODEL 0 302 0 327 BUS / LP - LPS / 911B



POSITION	A	B	H	C	I	N	Ø
R	418	150	215	230	275	8	20,5

YVC-1028 MERCEDES

ORJ. NO 3524210001

MODEL LP1113,1313



POSITION	A	B	H	C	I	N	Ø
F	418	132	226	230	275	8/2	20,5 / M12

YVC-1029 MERCEDES

ORJ. NO 3414230001

MODEL LP113-0303



POSITION	A	B	H	C	I	N	Ø
F	418	130	185	230	275	8/2	20 / M12

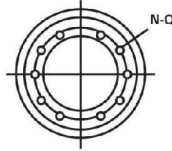
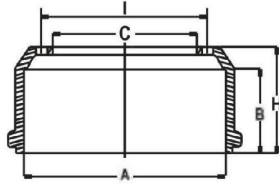
YVC-1030 MERCEDES

ORJ. NO 6584210001

MODEL 3535 - 3235 MERCEDES DUMPER (4140) / ACTROS -
 AXOR 1831 - 18352628B- /1840K - 1843 - 1848 - 1857 K
 / S / LS / ATEGO 1823 K / S / LS



POSITION	A	B	C	Ø



- A : Balata Çapı - Diameter Inside
- B : Balata Boyu - Brake Surface
- H : Komple Boy - Total Height
- C : Çanak Çapı - Hub Diameter
- I : Delik Merkezi - Distance Between Holes
- N : Delik Sayısı - Hole Quantity
- Q : Delik Çapı - Hole Diameter

YVC-1031

MERCEDES

ORJ. NO 6774210501 / 6774230001 / 6774210101 / 6774230501

MODEL 914 - 917 - 1114 1117 - 1120 - 1124 - 1314 - 1317L / LS / S 1320 - 1324 / O309 - 1520 / O402 / ATEGOT2 / L LK1017K408 // 409L 1023 / G / L / LK / LN2 1314 AK / K / KO F-R 361 172



POSITION	A	B	H	C	I	N	Ø
	210	238	275	8/3	21 / M12x1,5		

YVC-1032

MERCEDES

ORJ. NO 3014210801

MODEL O 303 BUS 100 km / h / SK 1844 / L



POSITION	A	B	H	C	I	N	Ø
F	410	172	229	298	335	10 / 3	23 / M12x1,5

YVC-1033

MERCEDES

ORJ. NO 3604210501 / 3604210601 / 3604210701 / 3014210701

MODEL OMK1222303 - 0F305 / SBUS / LS // 1013NG1013KO - 1019 / -1017A1217 - / 1217S1222 - / 1413LS - 1429 /



POSITION	A	B	H	C	I	N	Ø
F	410	152	218	298	335	10 / 3	23 / M12

YVC-1034

MERCEDES

ORJ. NO 3583560202

MODEL LP1113B LP911 - 1013



POSITION	A	B	C	Ø

YVC-1035

MERCEDES

ORJ. NO 3583500347 / 3583560102 / 3413560102 / 3583560101

MODEL LP911,1013 LP 1113B LPS1113



POSITION	A	B	C	Ø

YVC-1036

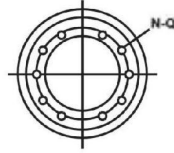
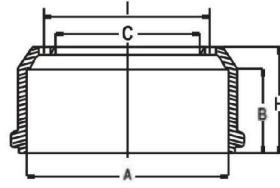
MERCEDES

ORJ. NO 3524210501 / 3014210501

MODEL NG 1213 - 1217 K / KO / LK / LN2 1217KO / NG1013K / KO / S



POSITION	A	B	H	C	I	N	Ø
E	410	142	208	298	335	10 / 3	23 / M12x1,75



A : Balata Çapı - Diameter Inside
 B : Balata Boyu - Brake Surface
 H : Komple Boy - Total Height
 C : Göbek Çapı - Hub Diameter
 I : Delik Merkezi - Distance Between Holes
 N : Delik Sayısı - Hole Quantity
 Q : Delik Çapı - Hole Diameter

YVC-1037

MERCEDES

ORJ. NO 3354210201

MODEL L1918 - L1620



POSITION	A	B	H	C	I	N	Ø
F	430	152	179	350	380	6	14,5

YVC-1038

MERCEDES

ORJ. NO 3354210301 / 3364210305

MODEL MK 1831 - 2431 - 2531 / L



POSITION	A	B	H	C	I	N	Ø
F	430	132	190	373	400	12 / 2	15,5 / M12x1,5

YVC-1039

MERCEDES

ORJ. NO 3524210401

MODEL 1219LK - LN2 - 1428 / MK1222K / KO / S1224 / - 1422
 - 1431 / NG1013 - 1017 - 1019 -



POSITION	A	B	H	C	I	N	Ø
F	410	132	184	298	335	10 / 3	23 / M12x1,5

YVC-1040

MERCEDES

ORJ. NO 3014230101

MODEL 2295NG1013 - O 3031017 / MK1222 1019 - 12191224 -
 -14281422K-/1431KO / -S2327 - 2422 /



POSITION	A	B	H	C	I	N	Ø
R	410	191	237	298	335	10 / 3	23 / M12x1,5

YVC-1041

MERCEDES

ORJ. NO 3354230101

MODEL 320 LK - LS 1617 - 1632 - LK 1623 / LS 1924 - 2624



POSITION	A	B	H	C	I	N	Ø
R	440	192	220	373	400	12 / 2	16 / M12x1,5

YVC-1042

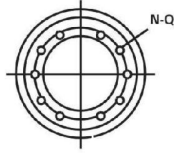
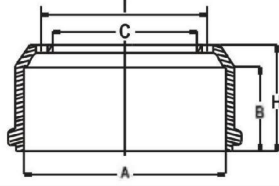
MERCEDES

ORJ. NO 33164098 / 4462322206 / 4462322131

MODEL O345 CONECTO / EURO 3



POSITION	A	B	C	Ø



- A : Balata Çapı - Diameter Inside
- B : Balata Boyu - Brake Surface
- H : Komple Boy - Total Height
- C : Gözetim Çapı - Hub Diameter
- I : Delik Merkezi - Distance Between Holes
- N : Delik Sayısı - Hole Quantity
- Q : Delik Çapı - Hole Diameter

YVC-1043 MERCEDES

ORJ. NO 3014210101

MODEL MK - NG



POSITION	A	B	H	C	I	N	Ø
F	410	152	192,5	298	335	10 / 3	23 / M12x1,5

YVC-1044 MERCEDES

ORJ. NO 3054210301 / 3054210901 / 6234210001

MODEL MK - NG - SK



POSITION	A	B	H	C	I	N	Ø
F	410	167	183	290	335	6	21x90° T

YVC-1045 MERCEDES

ORJ. NO 3874210201

MODEL ACTROS, ATEGO UP TO 18 T, AXOR



POSITION	A	B	H	C	I	N	Ø
F	410	152	260	298	335	10 / 5 / 3	23 / 24 / M12x1,5

YVC-1046 MERCEDES

ORJ. NO 6774210201 / 6774210401 / 6774230201

MODEL ATEGO, LK, LN



POSITION	A	B	C	Ø
F	410	152	298	23

YVC-1047 MERCEDES

ORJ. NO 6774210301

MODEL ATEGO, LK, LN, SK



POSITION	A	B	C	Ø
F	410	152	298	23

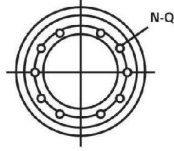
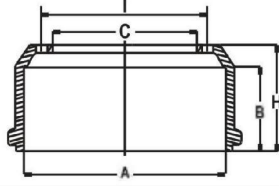
YVC-1048 MERCEDES

ORJ. NO 3014230501

MODEL MK - NG - SK



POSITION	A	B	C	I	N	Ø	
F	410	190	217	298	335	10	14,5



A : Balata Çapı - Diameter Inside
 B : Balata Boyu - Brake Surface
 H : Komple Boy - Total Height
 C : Gözetik Çapı - Hub Diameter
 I : Delik Merkezi - Distance Between Holes
 N : Delik Sayısı - Hole Quantity
 Q : Delik Çapı - Hole Diameter

YVC-1049 MERCEDES

ORJ. NO 6584210301

MODEL ACTROS, ATEGO, AXOR, NG, SK



POSITION	A	B	H	C	I	N	Ø
F	410	192	260	298	335	10 / 5 / 3	23 / 24 / M12x15

YVC-1050 MERCEDES

ORJ. NO 3824210101

MODEL OHL 1625, 1630, 1635



POSITION	A	B	H	C	I	N	Ø
R	410	177	223	298	335	10 / 2 / 3	23 / 13/23 F / M12x15

YVC-1051 MERCEDES

ORJ. NO 3904230001

MODEL MERCEDES-BENZ



POSITION	A	B	H	C	I	N	Ø
-	410	235	295	298	335	10 / 3	23 / M12x15

YVC-1052 MERCEDES

ORJ. NO 3604210401

MODEL MERCEDES ÖN



POSITION	A	B	C	Ø

YVC-1053 MAN

ORJ. NO 81501100101 / 81501109101 / 81501100134

MODEL 22.19019.410 - / 35.41026.281 - / 41.410SL200 //
 50.410E2000 - / F200019.323 - / F9027.373 - M2000 / 33.373 -
 M90 / 19.332 - TGA



POSITION	A	B	C	Ø

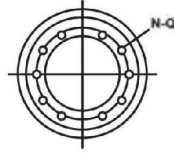
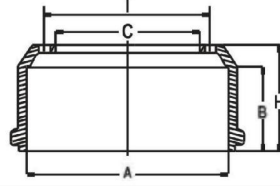
YVC-1054 MAN

ORJ. NO 81501100102 / 81501100004

MODEL 20.190 - 26.280 - F2000 SERI



POSITION	A	B	-	C	I	N	Ø
B	410	173	270	298	335	10 / 5 / 3	23 / 24 / M12x15



A : Balata Çapı - Diameter Inside
B : Balata Boyu - Brake Surface
H : Komple Boy - Total Height
C : Göbek Çapı - Hub Diameter
F : Delik Merkezi - Distance Between Holes
N : Delik Sayısı - Hole Quantity
Q : Delik Çapı - Hole Diameter

YVC-1055

MAN

ORJ. NO 81501100144 / 81501100107 / 81501100104 / 81501103144 / 81501109144

MODEL F90SÜPERMAN- M2000 /-SG192TGA - SU240 - 13.168 -48.362 / E2000 - F2000 -



POSITION	A	B	H	C	F	N	Ø
R	410	232	300	298	335	10 / 5 / 3	23 / 24 / M12x1,5

YVC-1056

MAN

ORJ. NO 81501100223 / 81501100147 / 81501100226 / 81501100108 / 81501100231

MODEL SÜPERMAN - 13.168 - 48.362 / 15.200 - 19.200



POSITION	A	B	H	C	F	N	Ø
F	410	167	213	298	335	10 / 3 / 2	23 / M12x1,5 / 25/13,5

YVC-1057

MAN

ORJ. NO 81501100232 / 81501100239 / 81501100214 / 81501100227

MODEL 26.23019.310 16.332 - 48.362 / E2000 - F2000 - F90 - M2000 - M90 - TGA



POSITION	A	B	H	C	F	N	Ø
F	410	186	232	298	335	10 / 3 / 2	23 / M12x1,5 / 25/13,5 F

YVC-1058

MAN

ORJ. NO 81501100118 / 81501100213 / 81501100242

MODEL 16.168 - 40.502 - E2000 - F2000 - F90 - M2000 - L2000 - M90 - TGA



POSITION	A	B	H	C	F	N	Ø
F-R	410	172	250	298	335	10 / 5 / 3	23 / 24 / M12x1,5

YVC-1059

MAN

ORJ. NO -

MODEL 12.153 MAN DINGİL



POSITION	A	B	H	C	F	N	Ø
F-R	305	210,7	257	202	245	6/3	22 / 27/12 F

YVC-1060

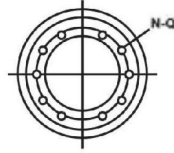
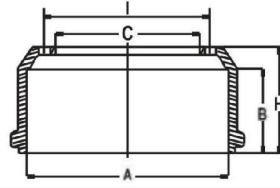
MAN

ORJ. NO 81501100116 / 81501100219

MODEL SL200HICLES- SU240 19.320 - 19.321 22.230 / SR240 - SR280 P.C. VE-



POSITION	A	B	C	Ø



A : Balata Çapı - Diameter Inside
 B : Balata Boyu - Brake Surface
 H : Komple Boy - Total Height
 C : Göbek Çapı - Hub Diameter
 I : Delik Merkezi - Distance Between Holes
 N : Delik Sayısı - Hole Quantity
 Q : Delik Çapı - Hole Diameter

YVC-1061 IVECO

ORJ. NO 42063017

MODEL 135E18W300.30AHB/320.32AHB/ 23W/140.19A / 25A /
150E15H / 18H/260.23AH AHB



POSITION	A	B	H	C	I	N	Ø
R	381	185	273.5	285	335	10 / 2 / 5 / 2	23 / M12x1,75 / 13 / 11

YVC-1062 IVECO

ORJ. NO 7180996

MODEL EUROTECH EUROSTAR



POSITION	A	B	H	C	I	N	Ø
R	410	203	250	285	335	10 / 2 / 2	23 / M12 / 30/11 F

YVC-1063 IVECO

ORJ. NO 7183050

MODEL EUROTRAKKER CURSOR 140.64.034



POSITION	A	B	H	C	I	N	Ø
R	410	213	289.5	285	335	10 / 2 / 2	23 / M12x1,75 / 28/11 F

YVC-1064 IVECO

ORJ. NO 42102142 / 42102140 / 42118430

MODEL EUROTRAKKER



POSITION	A	B	H	C	I	N	Ø
F	410	188	242	285	335	10 / 2 / 2	23 / M12 / 11

YVC-1065 IVECO

ORJ. NO 7183047

MODEL EUROTECH, EUROSTAR, EUROTRAKKER 140.64.033



POSITION	A	B	H	C	I	N	Ø
R	410	205	263	285	335	10 / 2 / 2	23 / 30/11 F / M12x1,75

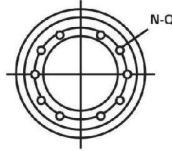
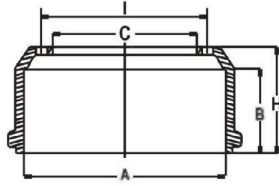
YVC-1066 IVECO

ORJ. NO 7183049

MODEL EUROTRAKKER 140.64.038



POSITION	A	B	C	Ø



- A : Balata Çapı - Diameter Inside
- B : Balata Boyu - Brake Surface
- H : Komple Boy - Total Height
- C : Çanak Çapı - Hub Diameter
- I : Delik Merkezi - Distance Between Holes
- N : Delik Sayısı - Hole Quantity
- Q : Delik Çapı - Hole Diameter

YVC-1067

IVECO

ORJ. NO 7172879

MODEL ECARGO



POSITION	A	B	H	C	I	N	Ø
F	360	179	213	215	275	8	20

YVC-1068

IVECO

ORJ. NO 2477358 / 2476108 / 42003912 / 42026799 / 42026800

MODEL IVECO 170 D21 AK



POSITION	A	B	H	C	I	N	Ø
F-R	381	189	229	295	335	10 / 2	23 / M12x1,5

YVC-1069

IVECO

ORJ. NO 7172788

MODEL DAILY 59-12 / 140.64.030



POSITION	A	B	H	C	I	N	Ø
R	310	102,5	139,5	165	205	6/2	18 / M10x1,5

YVC-1070

IVECO

ORJ. NO 7165379

MODEL 35,8-35,9-35,10 / 140.64.011



POSITION	A	B	H	C	I	N	Ø
R	254	89,5	122,5	129,8	170	6/1	19 / 16,5/8,5 H

YVC-1071

IVECO

ORJ. NO 7183046

MODEL STRALIS-MP190E24-27-30



POSITION	A	B	C	Ø

YVC-1072

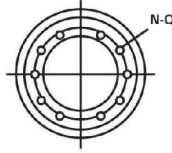
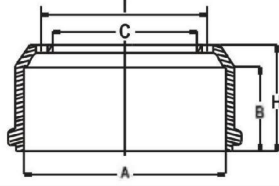
IVECO

ORJ. NO 7173281

MODEL STRALIS-MT190E24-27-30 / 140.64.029



POSITION	A	B	C	I	N	Ø	
B	282	187	264,6	285	316	10 / 2 / 2	28 / 30/11 F / M12,75



- A : Balata Çapı - Diameter Inside
- B : Balata Boyu - Brake Surface
- H : Komple Boy - Total Height
- C : Göbek Çapı - Hub Diameter
- I : Delik Merkezi - Distance Between Holes
- N : Delik Sayısı - Hole Quantity
- Q : Delik Çapı - Hole Diameter

YVC-1073

IVECO

ORJ. NO 42102713

MODEL IVECO 2009



POSITION	A	B	H	C	I	N	Ø
-	325	144	220	228	275	8	22

YVC-1074

IVECO

ORJ. NO 7910157 / 4540026 / 4607415 / 4607418 / 7160108

MODEL 697 - N619 - 643 EP - 684N 690N3



POSITION	A	B	H	C	I	N	Ø
F	420	132	150	298	350	6	17

YVC-1075

IVECO

ORJ. NO -

MODEL EURO CITY



POSITION	A	B	H	C	I	N	Ø
R	325	126,5	164	215	275	8	20

YVC-1076

IVECO

ORJ. NO -

MODEL SVAN İTALYA



POSITION	A	B	C	Ø

YVC-1077

SCANIA

ORJ. NO 360572 / 305406 / 277308

MODEL 113 L81-LLS86 OTOBÜS



POSITION	A	B	C	Ø

YVC-1078

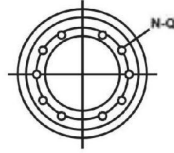
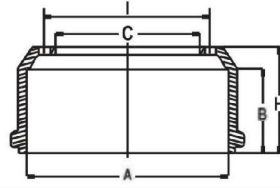
SCANIA

ORJ. NO 360573 / 342880 / 305438

MODEL 113-P144-R144L/D/C/G OTOBÜS



POSITION	A	B	-	C	I	N	Ø
	412	267	323	295	335	10 / 2 / 3	23 / 26/31,5 H / M120,75



A : Balata Çapı - Diameter Inside
 B : Balata Boyu - Brake Surface
 H : Komple Boy - Total Height
 C : Göbek Çapı - Hub Diameter
 I : Delik Merkezi - Distance Between Holes
 N : Delik Sayısı - Hole Quantity
 Q : Delik Çapı - Hole Diameter

YVC-1079

SCANIA

ORJ. NO 360570 / 285894

MODEL 82 - 92 - 112



POSITION	A	B	H	C	I	N	Ø
R	413	189	263	295	335	10 / 3	23,5 / M12

YVC-1080

SCANIA

ORJ. NO 277311 / 305405

MODEL LB141-LB142-L110-L111 / 142 M TRILEX / 4 SERİ 94-114-124-144



POSITION	A	B	H	C	I	N	Ø
R	413	214	226	280	320	6	16,50

YVC-1081

SCANIA

ORJ. NO 360567 / 293544

MODEL 92 - 111 - 112 - 141 - 146



POSITION	A	B	H	C	I	N	Ø
R	413	149	253	295	335	10 / 3	23,5 / M12

YVC-1082

SCANIA

ORJ. NO 392390

MODEL 93 - 113 - 143 / 12 MM



POSITION	A	B	H	C	I	N	Ø
F	413	186	251	295	335	10 / 3 / 2	23,5/M12x1,75/29/13,5H

YVC-1083

SCANIA

ORJ. NO 285895 / 360569

MODEL 82-112 / 10 MM



POSITION	A	B	H	C	I	N	Ø
F	413	189	253	295	335	10 / 3 / 2	23,5 / M12 / 13x90°

YVC-1084

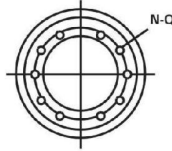
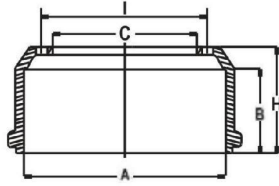
SCANIA

ORJ. NO 157676

MODEL LB110-L111/38-L140-L141 TRILEX 142



POSITION	A	B	C	Ø



- A : Balata Çapı - Diameter Inside
- B : Balata Boyu - Brake Surface
- H : Komple Boy - Total Height
- C : Göbek Çapı - Hub Diameter
- I : Delik Merkezi - Distance Between Holes
- N : Delik Sayısı - Hole Quantity
- Q : Delik Çapı - Hole Diameter

YVC-1085 SCANIA

ORJ. NO 1361331 / 1414153 / 392386 / 1333117

MODEL P94-R94



POSITION	A	B	H	C	I	N	Ø
F-R	413	213	275	295	335	10 / 2	23 M12x1,75

YVC-1086 SCANIA

ORJ. NO 320392 / 360568

MODEL (G,P,R,T) 82, 92, 112, 142



POSITION	A	B	H	C	I	N	Ø
F	413	190	247	295	335	10 / 3 / 2	23,5 / M12 / 13x90°

YVC-1087 SCANIA

ORJ. NO 360571 / 324878

MODEL 93-113 / 113-124-144 SERIES 3- N94-114-124



POSITION	A	B	H	C	I	N	Ø
R	413	214	275	295	335 / 329	10 / 3 / 2	23,5/M12x1,75/23,5/10,5F

YVC-1088 SCANIA

ORJ. NO 392391

MODEL 93 - 113 - 143 AM61 - ARA61 (12 mm.)



POSITION	A	B	C	Ø

YVC-1089 SCANIA

ORJ. NO 249 050

MODEL SCANIA 309



POSITION	A	B	C	Ø

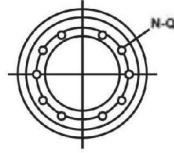
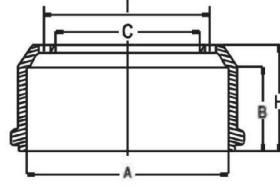
YVC-1090 SCANIA

ORJ. NO 1334075 / 1414152

MODEL 93 - 113 - 143 AM61 - ARA61 (12 mm.)



POSITION	A	B	C	I	N	Ø	
F-R	413	189	263	295	335	10 / 3 / 2	23,5 / M12x1,75 / 29,03 H



A : Balata Çapı - Diameter Inside
 B : Balata Boyu - Brake Surface
 H : Komple Boy - Total Height
 C : Göbek Çapı - Hub Diameter
 I : Delik Merkezi - Distance Between Holes
 N : Delik Sayısı - Hole Quantity
 Q : Delik Çapı - Hole Diameter

YVC-1091

VOLVO

ORJ. NO 366866 / 1584131 / 1586005

MODEL F10 - F12 (E.M.)



POSITION	A	B	H	C	I	N	Ø
R	394	215	289	282	335	10 / 2 / 2	27,0/2/13,5 I/M12x1 / 5

YVC-1092

VOLVO

ORJ. NO 1599012

MODEL F12 - FL12-FL10 - N12-FH12/340/380 / FH16/740 FL7



POSITION	A	B	H	C	I	N	Ø
R	410	230	307	282	335	10 / 2 / 2	27,70 / 29,18 H / M20x2,5

YVC-1093

VOLVO

ORJ. NO 1599011

MODEL F10 - N10 FL10 FM12/380/420 / FM9



POSITION	A	B	H	C	I	N	Ø
R	410	215	295	282	335	10 / 2 / 2	27,70 / 27,70 / M20x2,5

YVC-1094

VOLVO

ORJ. NO 1599010

MODEL FH12 FH16 F10 FL7 FL10



POSITION	A	B	H	C	I	N	Ø
F	410	205	271	282	335	10 / 2 / 2	27,70 / 29,18 H / M20x2,5

YVC-1095

VOLVO

ORJ. NO 324006

MODEL N7-N10-N12 İSPİT E.M.



POSITION	A	B	H	C	I	N	Ø
R	395	194	223	285	335	12	16

YVC-1096

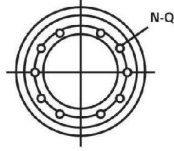
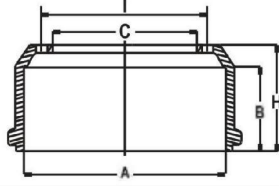
VOLVO

ORJ. NO 1599009

MODEL F10-FL7-FL10



POSITION	A	B	C	Ø



A : Balata Çapı - Diameter Inside
 B : Balata Boyu - Brake Surface
 H : Komple Boy - Total Height
 C : Göbek Çapı - Hub Diameter
 I : Delik Merkezi - Distance Between Holes
 N : Delik Sayısı - Hole Quantity
 Q : Delik Çapı - Hole Diameter

YVC-1097 VOLVO

ORJ. NO 1590146 / 352787

MODEL F88, F89, N10



POSITION	A	B	H	C	I	N	Ø
R	394	215	289	282	335	10 / 2 / 2	33 / 14 / M12

YVC-1098 VOLVO

ORJ. NO 1599678

MODEL F10 18 CM



POSITION	A	B	H	C	I	N	Ø
F	410	183	249	282	335	10 / 2 / 2	28 / 28/14 / M20

YVC-1099 VOLVO

ORJ. NO 366865 / 1584129

MODEL F7,N10,F10,F12,N12,F20



POSITION	A	B	H	C	I	N	Ø
F	413	165	211	282	335	10 / 2 / 3	28 / 13,5 / M12

YVC-10100 VOLVO

ORJ. NO 1500537

MODEL F85,F88,B57, B58, 6217 CHASSIS



POSITION	A	B	C	Ø

YVC-10101 VOLVO

ORJ. NO 324005

MODEL N88,F88,F86B58,UNIFLEX B57



POSITION	A	B	C	Ø

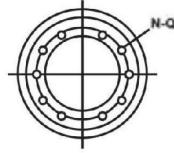
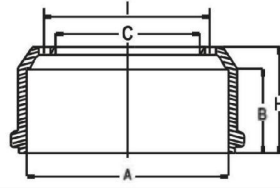
YVC-10102 VOLVO

ORJ. NO 1589429

MODEL F10, F12, N12 INTERCOOLER / 36 COOLINGVINS



POSITION	A	B	C	I	N	Ø	
S	284	250	314	282	335	10 / 2 / 2	28 / M12 / 28,5



A : Balata Çapı - Diameter Inside
 B : Balata Boyu - Brake Surface
 H : Komple Boy - Total Height
 C : Göbek Çapı - Hub Diameter
 I : Delik Merkezi - Distance Between Holes
 N : Delik Sayısı - Hole Quantity
 Q : Delik Çapı - Hole Diameter

YVC-10103

VOLVO

ORJ. NO 1577439

MODEL F7,F12, N7, N12, F10, N100



POSITION	A	B	H	C	I	N	Ø
F	394	190	253	282	335	10 / 2	28 / M12

YVC-10104

VOLVO

ORJ. NO 352786

MODEL F7,F10,F12,F88,F89, BUS 859



POSITION	A	B	H	C	I	N	Ø
F	413	163	240	282	335	10 / 2 / 2	33 / 13,5 / 1/2

YVC-10105

VOLVO

ORJ. NO 352788

MODEL F7,F12,F86,F89, TRAILING AXLE



POSITION	A	B	H	C	I	N	Ø
F	413	140	217	282	335	10 / 2 / 2	33 / 13,5 / M12

YVC-10106

VOLVO

ORJ. NO 1599679

MODEL FL7 FL10 F12 Z CAM BRAKE



POSITION	A	B	H	C	I	N	Ø
R	410	204,5	282	282	335	10 / 2 / 2	27,7 / 27,7 / M20x2,5

YVC-10107

VOLVO

ORJ. NO 1134817

MODEL BUS B10M



POSITION	A	B	H	C	I	N	Ø
F	394	218	269	282	335	10 / 2 / 2	28 / M12 / 14

YVC-10108

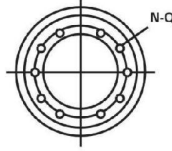
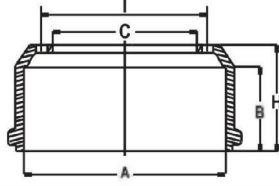
VOLVO

ORJ. NO 1599678

MODEL FL7,FL10,FL12, FL16,F16 Z CAM BRAKE



POSITION	A	B	C	Ø



- A : Balata Çapı - Diameter Inside
- B : Balata Boyu - Brake Surface
- H : Komple Boy - Total Height
- C : Göbek Çapı - Hub Diameter
- I : Delik Merkezi - Distance Between Holes
- N : Delik Sayısı - Hole Quantity
- Q : Delik Çapı - Hole Diameter

YVC-10109

VOLVO

ORJ. NO 1134818 / 1590313

MODEL B10M, B10R 72 COOLINGVINS N12 BUS



POSITION	A	B	H	C	I	N	Ø
R	394	266	314	282	335	10 / 2	28 / M12

YVC-10110

VOLVO

ORJ. NO 1075309 / 3171747 / 21094123

MODEL FL7 - 10 - 12 - 16 F-10-12-16-N10-12 (CAME Z) / (FH12/16)



POSITION	A	B	H	C	I	N	Ø
R	410	215	294	282	335	10 / 2 / 2	27.70 / 28/18 H / M20x2.5

YVC-10111

VOLVO

ORJ. NO 1075310 / 3171748

MODEL F12,FL12,N12 CAME Z



POSITION	A	B	H	C	I	N	Ø
R	410	231	306	282	335	10 / 2 / 2	27.70 / 28/18 H / M20x2.5

YVC-10112

VOLVO

ORJ. NO 1075307 / 3171745

MODEL F12-FL10 (6X4) F16 3. ASSE



POSITION	A	B	C	Ø

YVC-10113

VOLVO

ORJ. NO 1075306 / 3171744

MODEL F10-12-16 FL7-10 N10-12 TERZO ASSE



POSITION	A	B	C	Ø

YVC-10114

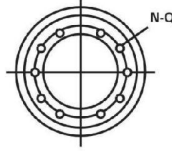
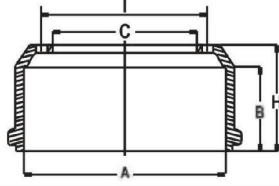
VOLVO

ORJ. NO 9524103

MODEL -



POSITION	A	B	C	I	N	Ø	
-	393,3	242	287	282	335	10	28



- A : Balata Çapı - Diameter Inside
- B : Balata Boyu - Brake Surface
- H : Komple Boy - Total Height
- C : Çanak Çapı - Hub Diameter
- I : Delik Merkezi - Distance Between Holes
- N : Delik Sayısı - Hole Quantity
- Q : Delik Çapı - Hole Diameter

YVC-10115 RENAULT

ORJ. NO 194435

MODEL MAGNUM



POSITION	A	B	H	C	I	N	Ø
F-R	414	186	234	280,8	335	10 / 2 / 2	26 / 22/13,5 F / M14x2

YVC-10116 RENAULT

ORJ. NO 5010098949

MODEL PREMIUM



POSITION	A	B	H	C	I	N	Ø
R	414	231	278	280,8	335	10 / 2 / 2	26 / 22/13,5 F / M14x2

YVC-10117 RENAULT

ORJ. NO 5010525805

MODEL KERAX / EURO3 - 4x2



POSITION	A	B	H	C	I	N	Ø
R	414	231	278	280,8	335	10 / 2 / 2	26 / 22/13,5 F / M14x2

YVC-10118 RENAULT

ORJ. NO 189923 / 5000737459 / 5010136148

MODEL MAJOR, PREMIUM G210-340 R310-420 C210-290



POSITION	A	B	C	Ø

YVC-10119 RENAULT

ORJ. NO 5010260663

MODEL MAGNUM - PREMIUM EURO 2 / KERAX / 270 - 340 DCI



POSITION	A	B	C	Ø

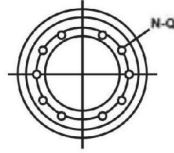
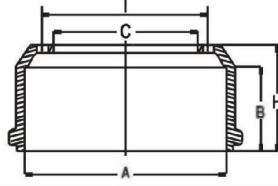
YVC-10120 RENAULT

ORJ. NO 5010136146 / 5010135142

MODEL G200/210/220/230/260/280G300/320/330/340 01/89 / R340TI/350/380/420 1990



POSITION	A	B	C	I	N	Ø	
E	414	190	253,5	280,8	335	10 / 2 / 2	25,5 / 23/13 F / M14x2



A : Balata Çapı - Diameter Inside
 B : Balata Boyu - Brake Surface
 H : Komple Boy - Total Height
 C : Göbek Çapı - Hub Diameter
 I : Delik Merkezi - Distance Between Holes
 N : Delik Sayısı - Hole Quantity
 Q : Delik Çapı - Hole Diameter

YVC-10121 RENAULT

ORJ. NO 192371 / 5000737768 / 194456

MODEL MAGNUM



POSITION	A	B	H	C	I	N	Ø
I-R	414	182	230	280,8	335	10 / 2 / 2	25 / 22/13,5 I / M14x2

YVC-10122 RENAULT

ORJ. NO 5010098116

MODEL RENAULT MIDLUM



POSITION	A	B	H	C	I	N	Ø
	330	158,5	222,5	207	245	6/2/2	19,5 / M14x2 / 23/11 H

YVC-10123 DAF

ORJ. NO 754397

MODEL 85 - 95 412



POSITION	A	B	H	C	I	N	Ø
R	420	215	287	285	335	10 / 2 / 2	24 / 30/13,5 F / M12x1,75

YVC-10124 DAF

ORJ. NO 284620 / 1233462 / 094903 / 595225

MODEL 85 - 95



POSITION	A	B	H	C	I	N	Ø
F	420	166	227	285	335	10 / 2 / 2	23 / 30/13,5 F / M12x1,75

YVC-10125 DAF

ORJ. NO 595226 / 595235 / 364941 / 638160

MODEL 3300 - 3500 CERLI



POSITION	A	B	H	C	I	N	Ø
R	420	197	262	285	335	10 / 4	24 / 27/13,5 F

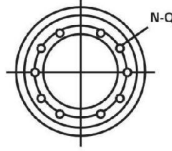
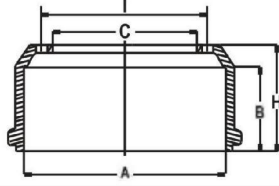
YVC-10126 DAF

ORJ. NO 363342

MODEL FA-FT 65-75-85-95 XF95



POSITION	A	B	C	Ø



- A : Balata Çapı - Diameter Inside
- B : Balata Boyu - Brake Surface
- H : Komple Boy - Total Height
- C : Çanak Çapı - Hub Diameter
- I : Delik Merkezi - Distance Between Holes
- N : Delik Sayısı - Hole Quantity
- Q : Delik Çapı - Hole Diameter

YVC-10127

DAF

ORJ. NO 386563 / 090500

MODEL FA-FT 65-75-85-95 XF95



POSITION	A	B	H	C	I	N	Ø
F	420	188	239,5	285	335	10 / 2 / 2	24 / M12 / 30/14

YVC-10128

DAF

ORJ. NO 161518

MODEL FA2800-FT2800-FT2805 DKT



POSITION	A	B	H	C	I	N	Ø
R	419	193	262	285	335	10 / 2 / 4	33 / M12 / 14

YVC-10129

DAF

ORJ. NO 514276 / 107019

MODEL MB201-ML119-FA1500- / DK-DL114 DK-DL119



POSITION	A	B	H	C	I	N	Ø
R	419	190	250	285	335	10 / 2 / 4	22,5 / M12 / 26 / 13H

YVC-10130

DAF

ORJ. NO 1232806 / 90498 / 275824

MODEL 75 - 85 - 95 SERIES



POSITION	A	B	C	Ø

YVC-10131

DAF

ORJ. NO 191173 / 190022

MODEL F2100,F2200 F2300,F2500 F2800,F2805



POSITION	A	B	C	Ø

YVC-10132

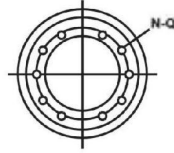
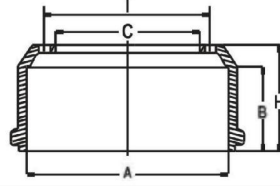
DAF

ORJ. NO 117351

MODEL F2300,F2500,FA2800,FT2805



POSITION	A	B	-	C	I	N	Ø
E	419	165	230	285	335	10 / 2 / 4	25 / M12 / 14



A : Balata Çapı - Diameter Inside
 B : Balata Boyu - Brake Surface
 H : Komple Boy - Total Height
 C : Göbek Çapı - Hub Diameter
 I : Delik Merkezi - Distance Between Holes
 N : Delik Sayısı - Hole Quantity
 Q : Delik Çapı - Hole Diameter

YVC-10133

DAF

ORJ. NO 395247 / 386964

MODEL SB3000,SBR3000,SB220G,F95



POSITION	A	B	H	C	I	N	Ø
R	420	251	313	285	335	10 / 2 / 4	24 / M12 / 14/30

YVC-10134

DAF

ORJ. NO 364945 / 638161 / 595231

MODEL F2100, F2300 F2500-F2700-F2800



POSITION	A	B	H	C	I	N	Ø
R	419	166	230	285	335	10 / 2 / 4	23 / M12 / 14/30

YVC-10135

DAF

ORJ. NO 94904 / 595224 / 638170

MODEL FUTURA COACH MB200 230 SB2000 3000 / BOVA
BUS



POSITION	A	B	H	C	I	N	Ø
F	420	166	232	285	335	10 / 2 / 4	24 / M12 / 14/30

YVC-10136

DAF

ORJ. NO 0365579

MODEL 65 CF, 75 CF, 85 CF, 95 XF, F 2100, F 2300, F 2500, FF 2700,75, F
F85,2800,F95,F SB2900,210,F 3200,SB 2100,F 3300,SB F220,3600,
SBF250,65,SB 2750, SB 3000, SB 4000, TB 2100, TB 2175



POSITION	A	B	H	C	I	N	Ø
R	420	216	288	285	335	10 / 2 / 2	24 / M12 / 14/30F

YVC-10137

DAF

ORJ. NO 0638167

MODEL FF 2100,3300, FF 2300,3600, FF 2500,95, N 2800,F
2700,TBF2100,2800,TTF 2900,2100 F 3200,



POSITION	A	B	H	C	I	N	Ø
F-R	420	169	230	285	335	10 / 2 / 4	24 / M12 / 14/30F

YVC-10138

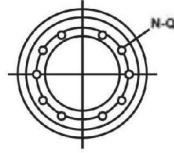
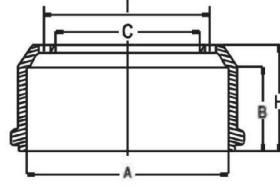
DAF

ORJ. NO NJJ 2544 / 94898

MODEL FA 50-130 FA 50-160



POSITION	A	B	C	Ø



A : Balata Çapı - Diameter Inside
 B : Balata Boyu - Brake Surface
 H : Komple Boy - Total Height
 C : Göbek Çapı - Hub Diameter
 I : Delik Merkezi - Distance Between Holes
 N : Delik Sayısı - Hole Quantity
 Q : Delik Çapı - Hole Diameter

YVC-10139 FORD

ORJ. NO 82DB1125AA / 6126495

MODEL TURBO CARGO



POSITION	A	B	H	C	I	N	Ø
F	394	208	260	281	335	10 / 4 / 2	25 / 30/13,5 I / M16x2

YVC-10140 FORD

ORJ. NO 085DB1126AA

MODEL 2520 INTERCOL



POSITION	A	B	H	C	I	N	Ø
R	394	210	250	279,5	335 / 274 / 335	10 / 5 / 2	20,5 / 20 / M12x1,75

YVC-10141 FORD

ORJ. NO 085DB1125AB

MODEL 2520 INTERCOL



POSITION	A	B	H	C	I	N	Ø
F	394	220	271	281	335	10 / 4 / 2	25 / 30/13,5 F / M16x2

YVC-10142 FORD

ORJ. NO -

MODEL 2626 INTERCOL



POSITION	A	B	H	C	I	N	Ø
R	410	214	258	281	335	10	20,5

YVC-10143 FORD

ORJ. NO -

MODEL 2626 INTERCOL



POSITION	A	B	H	C	I	N	Ø
F	410	214	258	281	335	10 / 4 / 2	25 / 30/13,5 F / M16x2

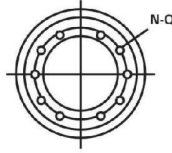
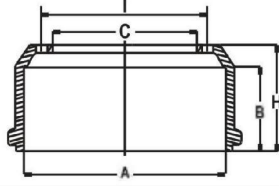
YVC-10144 FORD

ORJ. NO 85DB1125AB

MODEL 3227 INTERCOL



POSITION	A	B	C	Ø



- A : Balata Çapı - Diameter Inside
B : Balata Boyu - Brake Surface
H : Komple Boy - Total Height
C : Çanak Çapı - Hub Diameter
I : Delik Merkezi - Distance Between Holes
N : Delik Sayısı - Hole Quantity
Q : Delik Çapı - Hole Diameter

YVC-10145

BPW

ORJ. NO 0310677040 / 0310677120 / 0310677190 / 0310677210 / 0310677410

MODEL DOSTAŞ - 420x200



POSITION	A	B	H	C	I	N	Ø
T	421	216	275	290	335	10	23

YVC-10146

BPW

ORJ. NO 0310967190

MODEL 420X180 ÇAKMA



POSITION	A	B	H	C	I	N	Ø
T	420	194	226	290	335	10	23

YVC-10147

BPW

ORJ. NO -

MODEL 420X180 SOĞUTMALI ÇAKMA



POSITION	A	B	H	C	I	N	Ø
T	420	194	226	290	335	10	23

YVC-10148

BPW

ORJ. NO 0310667620 / 0310967130 / 0310967820

MODEL 420X180 SOMUNLU



POSITION	A	B	C	Ø

YVC-10149

BPW

ORJ. NO -

MODEL 420X180 SOĞUTMALI SOMUNLU



POSITION	A	B	C	Ø

YVC-10150

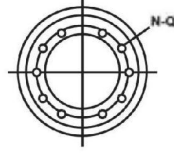
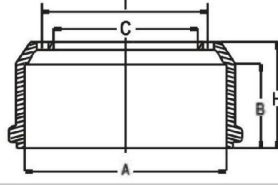
BPW

ORJ. NO -

MODEL BPW TIRSAN TIRTILLI (ÇAKMALI)



POSITION	A	B	C	I	N	Ø	
T	420	204	226	290	335	10	23



A : Balata Çapı - Diameter Inside
B : Balata Boyu - Brake Surface
H : Komple Boy - Total Height
C : Göbek Çapı - Hub Diameter
I : Delik Merkezi - Distance Between Holes
N : Delik Sayısı - Hole Quantity
Q : Delik Çapı - Hole Diameter

YVC-10151

BPW

ORJ. NO 0310977170

MODEL 420X200 ECOMAX



POSITION	A	B	H	C	I	N	Ø
T	420	215	256	290	335	10	23,5

YVC-10152

BPW

ORJ. NO -

MODEL 420X200 ÇAKMA SOĞUTMALI



POSITION	A	B	H	C	I	N	Ø
T	420	209	256	290	335	10	23,5

YVC-10153

BPW

ORJ. NO 0310677560 / 125779409

MODEL BPW 12-14 TON HR SERIES



POSITION	A	B	H	C	I	N	Ø
T	420	212	248	290	335	6	20,5

YVC-10154

BPW

ORJ. NO 0310546120 / 0310646100 / 125779902

MODEL TIRSAN JUMBO



POSITION	A	B	H	C	I	N	Ø
T	300	220	296	190	226	10	23

YVC-10155

BPW

ORJ. NO -

MODEL 420X200 DOSTAŞ



POSITION	A	B	H	C	I	N	Ø
T	420	228	284	290	335	10	23

YVC-10156

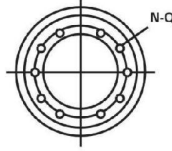
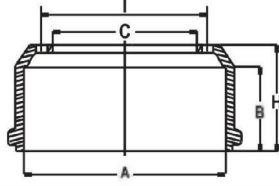
BPW

ORJ. NO -

MODEL BPW 6 DELİK



POSITION	A	B	C	Ø
T				



A : Balata Çapı - Diameter Inside
B : Balata Boyu - Brake Surface
H : Komple Boy - Total Height
C : Çanak Çapı - Hub Diameter
I : Delik Merkezi - Distance Between Holes
N : Delik Sayısı - Hole Quantity
Q : Delik Çapı - Hole Diameter

YVC-10157

BPW

ORJ. NO 0310667430 / 0310667120 / 0310667360 / 0310667400

MODEL 420X180 DOSTAŞ



POSITION	A	B	H	C	I	N	Ø
T	420	192,5	246	290	335	10	23

YVC-10158

BPW

ORJ. NO 0310677590

MODEL 420X200 HZ 13010 - HZ 14010



POSITION	A	B	H	C	I	N	Ø
T	420	222	297	290	335	10	23

YVC-10159

BPW

ORJ. NO 0310677570 / 0310977160 / 0310977770

MODEL BPW SOMUNLU



POSITION	A	B	H	C	I	N	Ø
T	420	215	258	290	335	10	23,5

YVC-10160

BPW

ORJ. NO -

MODEL BPW SOMUNLU SOĞUTMALI



POSITION	A	B	C	Ø
T	420	215	258	23,5

YVC-10161

BPW

ORJ. NO -

MODEL 420X200 ÇAKMA



POSITION	A	B	C	Ø
T	420	215	258	23,5

YVC-10162

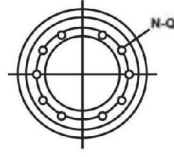
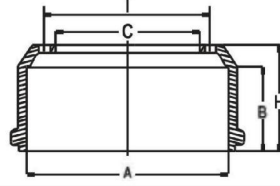
BPW

ORJ. NO -

MODEL BPW DÜZ



POSITION	A	B	H	C	I	N	Ø
T	420	215	258	290	335	6	20,5



A : Balata Çapı - Diameter Inside
B : Balata Boyu - Brake Surface
H : Komple Boy - Total Height
C : Göbek Çapı - Hub Diameter
I : Delik Merkezi - Distance Between Holes
N : Delik Sayısı - Hole Quantity
Q : Delik Çapı - Hole Diameter

YVC-10163

BPW

ORJ. NO -

MODEL 420X200 SOĞUTMALI



POSITION	A	B	H	C	I	N	Ø
T	420	209	256	290	335	6	20,5

YVC-10164

BPW

ORJ. NO 0310946060

MODEL 300X200 JUMBO ÇAKMA



POSITION	A	B	H	C	I	N	Ø
T	300	208,5	259	190	225	10	23

YVC-10165

BPW

ORJ. NO 0310677630

MODEL 420X200 SOĞUTMALI



POSITION	A	B	H	C	I	N	Ø
T	420	213,5	297,7	290	335	10	23

YVC-10166

BPW

ORJ. NO 0310977720 / 0310977080 / 0310677520 / 0310977722 / 0310677670

MODEL 420X200



POSITION	A	B	H	C	I	N	Ø
T	420	217	287	290	335	10	39/23 F

YVC-10167

BPW

ORJ. NO 310546200 / 310946400

MODEL A9085 JUMBO NR SERIES / TYPE ECO



POSITION	A	B	H	C	I	N	Ø
T	300	215	295	190	225	10	23

YVC-10168

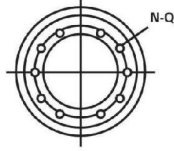
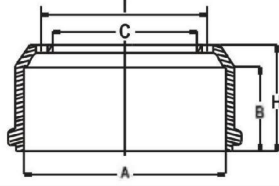
BPW

ORJ. NO 0310677530

MODEL 420X200 ECOMAX



POSITION	A	B	C	Ø



A : Balata Çapı - Diameter Inside
 B : Balata Boyu - Brake Surface
 H : Komple Boy - Total Height
 C : Çapak Çapı - Hub Diameter
 I : Delik Merkezi - Distance Between Holes
 N : Delik Sayısı - Hole Quantity
 Q : Delik Çapı - Hole Diameter

YVC-10169

BPW

ORJ. NO -

MODEL 420X200 ECOMAX




POSITION	A	B	H	C	I	N	Ø
T	420	217	287	290	335	10	23

YVC-10170

BPW

ORJ. NO 0310990240 / 0310590040

MODEL -



POSITION	A	B	H	C	I	N	Ø
T	360	200	263	190	225	10	23

YVC-10171

BPW

ORJ. NO 0310590020 / 0310990220

MODEL 360X200 ECO KR SERIES



POSITION	A	B	H	C	I	N	Ø
T	360	209	260	230	275	8	23

YVC-10172

BPW

ORJ. NO 0310667540 / 0310967740 / 125779411

MODEL HS, HZ, HZM TYPE ECO



POSITION	A	B	C	Ø
T				

YVC-10173

BPW

ORJ. NO 0310677280

MODEL 420X200



POSITION	A	B	C	Ø
T				

YVC-10174

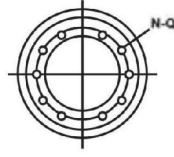
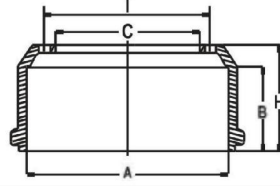
BPW

ORJ. NO 0310546030

MODEL 300X200



POSITION	A	B	-	C	I	N	Ø
T	300	215	245	190	225	10	23



A : Balata Çapı - Diameter Inside
 B : Balata Boyu - Brake Surface
 H : Komple Boy - Total Height
 C : Göbek Çapı - Hub Diameter
 I : Delik Merkezi - Distance Between Holes
 N : Delik Sayısı - Hole Quantity
 Q : Delik Çapı - Hole Diameter

YVC-10175

BPW

ORJ. NO 0310546290 / 0310946490

MODEL -



POSITION	A	B	H	C	I	N	Ø
T	300	209	260	190	225	10	23

YVC-10176

BPW

ORJ. NO 0310667010 / 0310667390

MODEL 420X200X180 COOLING VINS



POSITION	A	B	H	C	I	N	Ø
T	420	227	327	290	335	10	23

YVC-10177

BPW

ORJ. NO 0310677110

MODEL 420X200



POSITION	A	B	H	C	I	N	Ø
T	420	224	306	290	335	10	23

YVC-10178

BPW

ORJ. NO 0310967190

MODEL LIGHT SERIE



POSITION	A	B	H	C	I	N	Ø
T	420	194	226	290	335	10	23

YVC-10179

BPW

ORJ. NO 0310977180

MODEL LIGHT SERIE



POSITION	A	B	H	C	I	N	Ø
T	420	217	285	290	335	10	23

YVC-10180

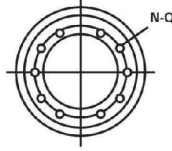
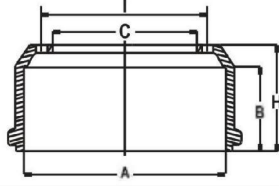
BPW

ORJ. NO 0310677450 / 125779407

MODEL 420X200 13 TON



POSITION	A	B	C	Ø
T				



- A : Balata Çapı - Diameter Inside
 B : Balata Boyu - Brake Surface
 H : Komple Boy - Total Height
 C : Çanak Çapı - Hub Diameter
 I : Delik Merkezi - Distance Between Holes
 N : Delik Sayısı - Hole Quantity
 Q : Delik Çapı - Hole Diameter

YVC-10181

BPW

ORJ. NO 0310977340

MODEL 420X200 ECO SOĞUTMALI



POSITION	A	B	H	C	I	N	Ø
T	420	204	290	290	335	10	23

YVC-10182

BPW

ORJ. NO -

MODEL BPW JUMBO



POSITION	A	B	H	C	I	N	Ø
T	360	203	262	290	335	10	23

YVC-10183

BPW

ORJ. NO 0310977440

MODEL BPW ECO 420x200 (DÜZ)



POSITION	A	B	H	C	I	N	Ø
T	420	207	287	290	335	10	23 / 37F

YVC-10184

SAF

ORJ. NO 1064026000 / 1064026001 / 1064026002

MODEL 420x180 SKRS-9042 SKRLS-9042



POSITION	A	B	C	Ø
T				

YVC-10185

SAF

ORJ. NO 1064010901 / 1064012600

MODEL 420x200 WRZ / WRZM 8442 /11242



POSITION	A	B	C	Ø
T				

YVC-10186

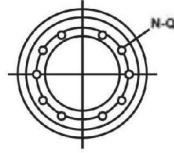
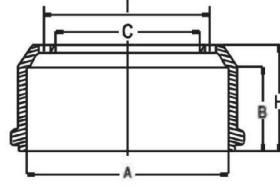
SAF

ORJ. NO 1064010401 / 1064012701

MODEL WRZT 5242



POSITION	A	B	C	I	N	Ø	
T	420	230	258	290	335	6	21



A : Balata Çapı - Diameter Inside
 B : Balata Boyu - Brake Surface
 H : Komple Boy - Total Height
 C : Göbek Çapı - Hub Diameter
 I : Delik Merkezi - Distance Between Holes
 N : Delik Sayısı - Hole Quantity
 Q : Delik Çapı - Hole Diameter

YVC-10187

SAF

ORJ. NO 1064010801 / 1064012801

MODEL R5/RLS/RZ



POSITION	A	B	H	C	I	N	Ø
I	420	212	255	290	335	10	23

YVC-10188

SAF

ORJ. NO 1064019700

MODEL WRZ/WRLZ 8130



POSITION	A	B	H	C	I	N	Ø
R	300	210	280	190	225	10	23

YVC-10189

SAF

ORJ. NO 1064023601 / 1064023600 / 1064023602

MODEL R5,RSM 9042



POSITION	A	B	H	C	I	N	Ø
F	420	214.5	227	290	335	10	23

YVC-10190

SAF

ORJ. NO 1064014900

MODEL WRZ/WRLZ 8130



POSITION	A	B	H	C	I	N	Ø
T	300	213	280	190	225	10	21

YVC-10191

SAF

ORJ. NO 1064026100 / 1064026101

MODEL R5,RSM 9042



POSITION	A	B	H	C	I	N	Ø
T	420	212	256	290	335	10 / 4	23 / M10

YVC-10192

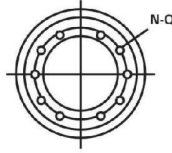
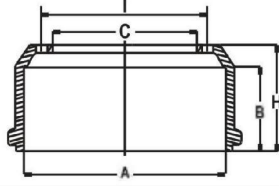
SAF

ORJ. NO 1064027000 / 1064027001 / 1064027010

MODEL SKRS 9042



POSITION	A	B	C	Ø



- A : Balata Çapı - Diameter Inside
 B : Balata Boyu - Brake Surface
 H : Komple Boy - Total Height
 C : Çanak Çapı - Hub Diameter
 I : Delik Merkezi - Distance Between Holes
 N : Delik Sayısı - Hole Quantity
 Q : Delik Çapı - Hole Diameter

YVC-10193

SAF

ORJ. NO 1064018500 / 6502781X / 6502796E

MODEL 419x178 TANDEM -TRIDEM S32 - S38




POSITION	A	B	H	C	I	N	Ø
T	419	184	225	290	335	10 / 2 / 2	27/M14x2/ 15/10F

YVC-10194

SAF

ORJ. NO 1064022300 / 1064022310

MODEL SAF JUMBO



POSITION	A	B	H	C	I	N	Ø
T	355	210	280	190	225	10	23

YVC-10195

SAF

ORJ. NO 1064027300

MODEL SAF JUMBO KANALLI



POSITION	A	B	H	C	I	N	Ø
T	300	209	280	190	225	10	23

YVC-10196

ROR

ORJ. NO -

MODEL 360X200 JUMBO SOMUNLU



POSITION	A	B	C	Ø
T				

YVC-10197

ROR

ORJ. NO 21220183 / 22222978 / 22224179

MODEL 419x178



POSITION	A	B	C	Ø
T				

YVC-10198

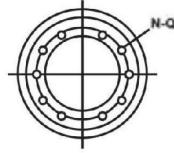
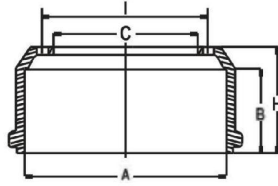
ROR

ORJ. NO -

MODEL 360X200 JUMBO ÇAKMA



POSITION	A	B	C	I	N	Ø	
T	180	210	264	190	225	10	23



A : Balata Çapı - Diameter Inside
B : Balata Boyu - Brake Surface
H : Komple Boy - Total Height
C : Göbek Çapı - Hub Diameter
I : Delik Merkezi - Distance Between Holes
N : Delik Sayısı - Hole Quantity
Q : Delik Çapı - Hole Diameter

YVC-10199

ROR

ORJ. NO -

MODEL 360X200



POSITION	A	B	H	C	I	N	Ø
T	360	209	263	230	275	8	23

YVC-10200

ROR

ORJ. NO -

MODEL ROR DORSE (250 BOY)



POSITION	A	B	H	C	I	N	Ø
T	416	210	250	290	335	10	24

YVC-10201

ROR

ORJ. NO 21021114 / 21020038 / 21021164 / 21023064

MODEL 420X219 TA TC TM



POSITION	A	B	H	C	I	N	Ø
T	419	227	272	282,5	335	10 / 2 / 2	24 / 30/13,5 / M12x1,75

YVC-10202

ROR

ORJ. NO 21018986 / 21021163 / 21021284 / 22021163

MODEL 419x178 TM AND U AXLE



POSITION	A	B	H	C	I	N	Ø
T	419	204	248	282,7	335	10	24,4

YVC-10203

ROR

ORJ. NO 21018986 / 6041810

MODEL 419X180 TM



POSITION	A	B	H	C	I	N	Ø
T	419	204	248	282,7	335	10	24,4

YVC-10204

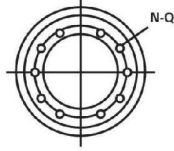
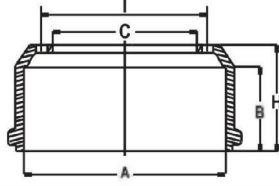
ROR

ORJ. NO 21200045

MODEL ZJ SERIE



POSITION	A	B	C	Ø



- A : Balata Çapı - Diameter Inside
 B : Balata Boyu - Brake Surface
 H : Komple Boy - Total Height
 C : Çanak Çapı - Hub Diameter
 I : Delik Merkezi - Distance Between Holes
 N : Delik Sayısı - Hole Quantity
 Q : Delik Çapı - Hole Diameter

YVC-10205

ROR

ORJ. NO 21023036 / 21018963 / 21209723

MODEL 311X190



POSITION	A	B	H	C	I	N	Ø
T	311	207	260,5	183	225	10	24,5

YVC-10206

ROR

ORJ. NO 21020448 / 21209913

MODEL TM AXLE



POSITION	A	B	H	C	I	N	Ø
T	311	200	260	183	225	8	24,5

YVC-10207

ROR

ORJ. NO 21023066

MODEL 420 x 200



POSITION	A	B	H	C	I	N	Ø
T	419	219	261	290	335	6	20,5

YVC-10208

ROR

ORJ. NO 21211966

MODEL 19 1/2



POSITION	A	B	C	Ø
T				

YVC-10209

ROR

ORJ. NO 21209701 / 21211030

MODEL BMX AXLE



POSITION	A	B	C	Ø
T				

YVC-10210

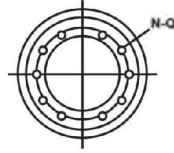
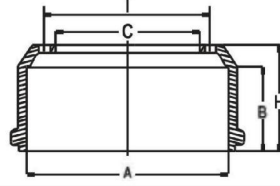
ROR

ORJ. NO 21021114

MODEL 419X220 TA, TC, TM



POSITION	A	B	C	I	N	Ø	
T	419	230	272	282,7	335	10	24,4



A : Balata Çapı - Diameter Inside
B : Balata Boyu - Brake Surface
H : Komple Boy - Total Height
C : Göbek Çapı - Hub Diameter
I : Delik Merkezi - Distance Between Holes
N : Delik Sayısı - Hole Quantity
Q : Delik Çapı - Hole Diameter

YVC-10211

FRUEHAUF

ORJ. NO MO 03176 / AJB 0465002 / 70000855

MODEL FRUEHAUF DORSE Y.M.



POSITION	A	B	H	C	I	N	Ø
T	420	216	260	288	335	10 / 2 / 2	26 / 20/10.5 F / M12x1,5

YVC-10212

FRUEHAUF

ORJ. NO 323131022676/ AJB/ A31468000026001/AJBA314680335001/ A30026/ 244090/ 1018444

MODEL 419x178 XXD-33C



POSITION	A	B	H	C	I	N	Ø
T	419	190	228	288	335	10 / 2	26 / 27,7 F / M16x2

YVC-10213

FRUEHAUF

ORJ. NO 3127017189 /AJA866710489001/ 489001/ AJA/ 214190489002/ 1014079/ AJA/595001A / 1561800

MODEL 419x178 D29 D30



POSITION	A	B	H	C	I	N	Ø
T	420	191	270	288	335	10 / 2	27 / 27/M16x2

YVC-10214

FRUEHAUF

ORJ. NO AJA 0650001 / A25652 / 86990 / MO06867

MODEL 311x203 P15 1



POSITION	A	B	H	C	I	N	Ø
T	311	215	300	178	225	10 / 2 / 2	27 / M12x1.75 / 22/10.5 F

YVC-10215

FRUEHAUF

ORJ. NO -

MODEL 419x203 Y.M. SOĞUTMALI



POSITION	A	B	H	C	I	N	Ø
T	420	216	260	288	335	10 / 2 / 2	26 / 20/10.5 F / M12x1,5

YVC-10216

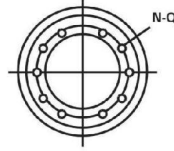
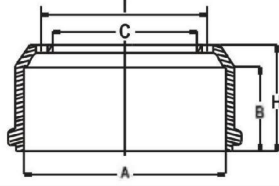
FRUEHAUF

ORJ. NO A-JB-0465-002

MODEL 419x212



POSITION	A	B	C	Ø



- A : Balata Çapı - Diameter Inside
B : Balata Boyu - Brake Surface
H : Komple Boy - Total Height
C : Göbek Çapı - Hub Diameter
I : Delik Merkezi - Distance Between Holes
N : Delik Sayısı - Hole Quantity
Q : Delik Çapı - Hole Diameter

YVC-10217

DORSE

ORJ. NO 9380037

MODEL SAE GIGANT



POSITION	A	B	H	C	I	N	Ø
T	300	213,5	260	180,5	225	10 / 2	27 / M12x1,75

YVC-10218

SERİN DORSE

ORJ. NO -

MODEL 394x200



POSITION	A	B	H	C	I	N	Ø
T	394	221	251	282	335	10 / 2 / 2	23 / 30/10,5 F / M12x1,75

YVC-10219

SERİN DORSE

ORJ. NO -

MODEL 394x220



POSITION	A	B	H	C	I	N	Ø
T	394	227	274	282	335	10 / 2 / 2	23 / 30/10,5 F / M12x1,75

YVC-10220

SERİN DORSE

ORJ. NO -

MODEL 420X200 ÇAKMA SOĞUTMALI



POSITION	A	B	C	Ø
T				

YVC-10221

SERİN DORSE

ORJ. NO -

MODEL 420x200 İSPİT



POSITION	A	B	C	Ø
T				

YVC-10222

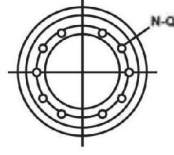
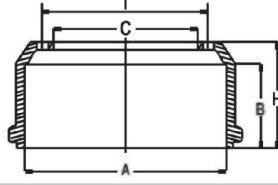
SERİN DORSE

ORJ. NO -

MODEL 360X200



POSITION	A	B	C	I	N	Ø	
T	360	209	263	230	275	8	23



A : Balata Çapı - Diameter Inside
B : Balata Boyu - Brake Surface
H : Komple Boy - Total Height
C : Göbek Çapı - Hub Diameter
I : Delik Merkezi - Distance Between Holes
N : Delik Sayısı - Hole Quantity
Q : Delik Çapı - Hole Diameter

YVC-10223

SERİN DORSE

ORJ. NO -

MODEL 420X200 ÇAKMA



POSITION	A	B	H	C	I	N	Ø
T	420	212	248	290	335	10	23,5

YVC-10224

OSMAN KOÇ

ORJ. NO -

MODEL 330X200 JUMBO SOĞUTMALI



POSITION	A	B	H	C	I	N	Ø
T	330	210	267	180	226	10 / 2	23 / 30/12

YVC-10225

OSMAN KOÇ

ORJ. NO -

MODEL 420X200 ÇAKMA SOĞUTMALI



POSITION	A	B	H	C	I	N	Ø
T	420	209	256	290	335	10	23,5

YVC-10226

OSMAN KOÇ

ORJ. NO -

MODEL 305x200 JUMBO



POSITION	A	B	H	C	I	N	Ø
T	305	214	265	180	225	10 / 2	23 / 30/12 F

YVC-10227

OSMAN KOÇ

ORJ. NO -

MODEL 420x220



POSITION	A	B	H	C	I	N	Ø
T	420	230	282	280	335	10 / 3	23 / 30/12

YVC-10228

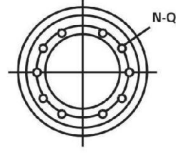
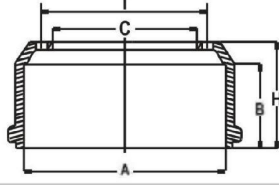
OSMAN KOÇ

ORJ. NO -

MODEL OSMAN KOÇ K1



POSITION	A	B	C	Ø
T				



A : Balata Çapı - Diameter Inside
B : Balata Boyu - Brake Surface
H : Komple Boy - Total Height
C : Göbek Çapı - Hub Diameter
I : Delik Merkezi - Distance Between Holes
N : Delik Sayısı - Hole Quantity
Q : Delik Çapı - Hole Diameter

YVC-10229

OSMAN KOÇ

ORJ. NO -

MODEL OSMAN KOÇ K2



POSITION	A	B	H	C	I	N	Ø
T	420	230	262	290	335	6	20,5

YVC-10230

OSMAN KOÇ

ORJ. NO -

MODEL OSMAN KOÇ K3



POSITION	A	B	H	C	I	N	Ø
T	420	210	246	290	335	10	24

YVC-10231

OSMAN KOÇ

ORJ. NO -

MODEL OSMAN KOÇ K4



POSITION	A	B	H	C	I	N	Ø
T	420	190	226	290	335	10	24

YVC-10232

ÖZKOÇ DİNGİL

ORJ. NO -

MODEL 420x220



POSITION	A	B	C	Ø
T	420	220	290	24

YVC-10233

ÖZKOÇ DİNGİL

ORJ. NO -

MODEL 330X200 JUMBO SOĞUTMALI



POSITION	A	B	C	Ø
T	330	200	290	24

YVC-10234

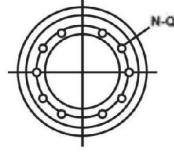
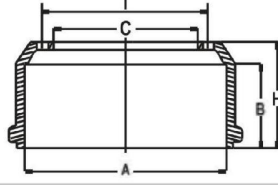
ÖZKOÇ DİNGİL

ORJ. NO -

MODEL 420X200 ÇAKMA SOĞUTMALI



POSITION	A	B	H	C	I	N	Ø
T	420	209	258	290	335	10	23,5



A : Balata Çapı - Diameter Inside
B : Balata Boyu - Brake Surface
H : Komple Boy - Total Height
C : Göbek Çapı - Hub Diameter
I : Delik Merkezi - Distance Between Holes
N : Delik Sayısı - Hole Quantity
Q : Delik Çapı - Hole Diameter

YVC-10235

ÖZKOÇ DİNGİL

ORJ. NO -

MODEL 420X200



POSITION	A	B	H	C	I	N	Ø
T	420	228	284	290	335	10	23

YVC-10236

ÖZKOÇ DİNGİL

ORJ. NO -

MODEL 420X220



POSITION	A	B	H	C	I	N	Ø
T	420	230	282	280	335	10 / 3	24 / 12/30F

YVC-10237

ÖZKOÇ DİNGİL

ORJ. NO -

MODEL ÖZKOÇ (E.M.)



POSITION	A	B	H	C	I	N	Ø
T	421	232	262	290	335	6	20,5

YVC-10238

ÖZKOÇ DİNGİL

ORJ. NO -

MODEL 330X200 JUMBO



POSITION	A	B	H	C	I	N	Ø
T	330	213	246	190	226	10	23,5

YVC-10239

ÖZKOÇ DİNGİL

ORJ. NO -

MODEL ÖZKOÇ (Y.M.)



POSITION	A	B	H	C	I	N	Ø
T	420	230	262	290	335	6	20,5

YVC-10240

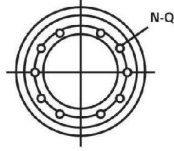
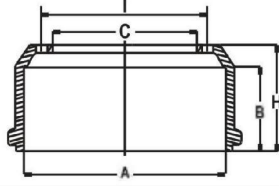
ÖZKOÇ DİNGİL

ORJ. NO -

MODEL ÖZKOÇ (Y.M.)



POSITION	A	B	C	Ø
T				



A : Balata Çapı - Diameter Inside
B : Balata Boyu - Brake Surface
H : Komple Boy - Total Height
C : Göbek Çapı - Hub Diameter
I : Delik Merkezi - Distance Between Holes
N : Delik Sayısı - Hole Quantity
Q : Delik Çapı - Hole Diameter

YVC-10241

ÖZKOÇ DİNGİL

ORJ. NO -

MODEL JUMBO SOĞUTMALI



POSITION	A	B	H	C	I	N	Ø
T	305	208	245	190	225	10	24

YVC-10242

ÖZKOÇ DİNGİL

ORJ. NO -

MODEL 420X200 SOĞUTMALI



POSITION	A	B	H	C	I	N	Ø
T	420	209	256	290	335	6	20,5

YVC-10243

ÖZKOÇ DİNGİL

ORJ. NO -

MODEL ÖZKOÇ JUMBO TRAX



POSITION	A	B	H	C	I	N	Ø
T	331	209	256	190	225	10	23

YVC-10244

ÖZKOÇ DİNGİL

ORJ. NO -

MODEL 420X200 ECOMAX



POSITION	A	B	C	Ø
T				

YVC-10245

SERTEL DİNGİL

ORJ. NO -

MODEL 420X220 L5



POSITION	A	B	C	Ø
T				

YVC-10246

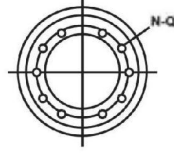
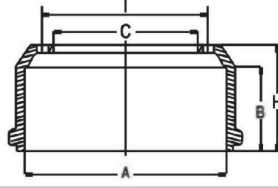
SERTEL DİNGİL

ORJ. NO -

MODEL 420X200 L4



POSITION	A	B	C	I	N	Ø	
T	420	215	262	280	335	10 / 3	23 / 30/13,5



A : Balata Çapı - Diameter Inside
B : Balata Boyu - Brake Surface
H : Komple Boy - Total Height
C : Göbek Çapı - Hub Diameter
I : Delik Merkezi - Distance Between Holes
N : Delik Sayısı - Hole Quantity
Q : Delik Çapı - Hole Diameter

YVC-10247

SERTEL DİNGİL

ORJ. NO -

MODEL 420X200 T4



POSITION	A	B	H	C	I	N	Ø
T	420	210	260	280	335	10 / 3	23 / 30/13,5

YVC-10248

SERTEL DİNGİL

ORJ. NO -

MODEL 360X200 T3 JUMBO



POSITION	A	B	H	C	I	N	Ø
T	360	210	278	180	226	10 / 2	23 / 30/13,5

YVC-10249

SERTEL DİNGİL

ORJ. NO -

MODEL 420X220 T5



POSITION	A	B	H	C	I	N	Ø
T	420	232	284	280	335	10 / 3	23 / 30/13,5

YVC-10250

SERTEL DİNGİL

ORJ. NO -

MODEL 420X200 K4 ÇAKMA



POSITION	A	B	H	C	I	N	Ø
T	420	210	246	290	335	10	23,5

YVC-10251

SERTEL DİNGİL

ORJ. NO -

MODEL 420X200 K5 ÇAKMA



POSITION	A	B	H	C	I	N	Ø
T	calc.	230	266	290	335	10	23,5

YVC-10252

SERTEL DİNGİL

ORJ. NO -

MODEL 420X180 K3 ÇAKMA



POSITION	A	B	C	Ø